

Living Safely

Help save a child from burns

0 to 6 months



- Needs 100% protection
- Rolls over
- Reaches for objects
- Puts objects in mouth

Keep candles in a glass jar.



Too hot! Don't bath.



Protect children from sunburn.



Test food temperature before feeding.



Don't handle hot drinks while holding baby.

6 months to 1 year




- Sits up
- Crawls
- Pulls up to stand
- Takes first steps while holding on

Watch that child near open fires.




Use mats instead of tablecloths.



Keep heaters safely out of reach.



Put lamps in safe places.




Keep electric cords out of reach.



1 to 2 years



- No idea of danger
- Walks and climbs
- Turns knobs and taps
- Imitates



Run cold water into the bath before hot water.

Turn pot handles to back of stove.



Maintain damaged electrical cords.



Wear hats when in the sun.



Store chemicals up and away.



2 to 3 years



- Runs
- Jumps
- Climbs
- Adventurous
- Quick and unpredictable



Let children play in safe places.

Use safety plugs in electric sockets.



Teach children which tap is hot and which tap is cold

Keep children away from flame stoves.



Watch loose clothing near heaters and flames.



3 to 6 years




- Fearless
- Explores with little thought of danger
- Fast
- Smart



Put out fires when finished.

Lighters and matches are not toys - store safely



Stay away from sub-stations.

Store appliances away from children.



Keep children safe from fireworks.



First Aid Actions



Step 1: Remove from source of danger.



Step 2: Cool a burn with cold water for a long time.



Step 3: Protect with clean cloth or plastic wrap.



Fill in the telephone number of emergency services closest to you.

Step 4: Seek advice immediately.



Illustration by Sarah Roberts. © 2009 and 2010. All rights reserved.